



National Marine Manufacturers Association

nmma.org

ECONOMIC SIGNIFICANCE OF RECREATIONAL BOATING IN NORTH CAROLINA



TOTAL ANNUAL ECONOMIC IMPACT OF RECREATIONAL BOATING:

\$4.15 BILLION

Number of Recreational Boats*	396,125
Recreational Boating Industry Businesses	1,072
Total Jobs	32,827
Annual Recreational Boating-Related Spending	\$1.7 BILLION


RECREATIONAL BOATS IN NORTH CAROLINA

TOTAL BOATS* ▶ 396,125

REGISTERED BOATS 396,125

Power boats	323,785
PWCs	53,311
Sailboats	8,406
Other Boats	10,623

HOUSEHOLDS PER BOAT 9.6

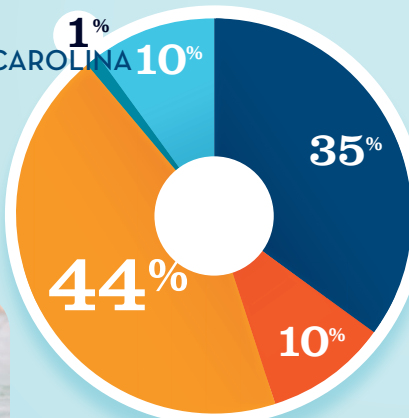


* Total boats are registered boats as reported by states to the USCG.

RECREATIONAL BOATING CREATES JOBS IN NORTH CAROLINA

TOTAL BOATING JOBS ▶ 11,887

Boat Building	1,172
Motor / Engine Mfgr.	72
Accessory / Supplies Mfgr.	5,269
Dealers / Wholesalers	1,172
Boat Services	4,202



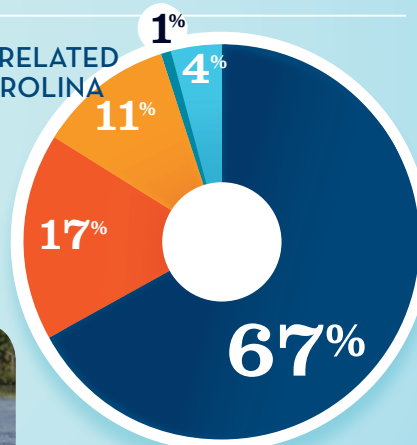
● BOAT BUILDING
● MOTOR/ENG. MFGR.
● ACC./SUPPLIES MFGR.
● DLRS/WHOLESALERS
● BOAT SERVICES



RECREATIONAL BOATING-RELATED BUSINESSES IN NORTH CAROLINA

TOTAL BUSINESSES ▶ 1,072

Boat Building	46
Motor / Engine Mfgr.	6
Accessory / Supplies Mfgr.	118
Dealers / Wholesalers	180
Boat Services	722



● BOAT BUILDING
● MOTOR/ENG. MFGR.
● ACC./SUPPLIES MFGR.
● DLRS/WHOLESALERS
● BOAT SERVICES




ESTIMATED JOBS IMPACT OF RECREATIONAL BOATING-RELATED SPENDING IN NORTH CAROLINA

EST. TOTAL JOBS ▶ 32,827

MILLIONS

EST. TOTAL LABOR INCOME \$1,359.6

Est. Direct Income	\$552.6
Est. Indirect Income	\$338.8
Est. Induced Income	\$468.2



RECREATIONAL BOATING INDUSTRY SALES IN NORTH CAROLINA

Boat Building	\$299.0	MILLIONS
Motor / Engine Mfgr.	\$42.3	
Accessory / Supplies Mfgr.	\$1,424.7	
TOTAL MFGR. SALES	\$1,766.0	
Dealers / Wholesalers	\$563.8	
Boat Services	\$1,039.3	
TOTAL RETAIL & SERVICES SALES	\$1,603.1	

● BOAT BUILDING
● MOTOR/ENG. MFGR.
● ACC./SUPPLIES MFGR.
● DLRS/WHOLESALERS
● BOAT SERVICES

Source: NMMMA's Center of Knowledge; Recreational Marine Research Center at Michigan State University